

Year 2 - drawing knowledge and skills organiser

Charcoal	A drawing material made from burnt wood
Cross-hatching	Drawing lines crossed over and close together
Scribbling	Drawing lines in a fast and irregular way
Concertina	Folding something backwards and forwards so it becomes smaller but can be stretched out again
Expression	Is the look on a face caused by how someone is feeling
Stippling	Making quick up and down hand movements to make dash and dot marks on paper
Illustrations	Showing a story using pictures
Illustrator	Someone who draws book illustrations


What is charcoal? Charcoal is wood that has been burnt. It is black and snaps easily. It is good for drawing but can be messy.




Quentin Blake

- Born in London in 1932
- Most famous for illustrating Roald Dahl books
- He has won lots of prizes for his work
- He has been a teacher showing other people how to draw

How can you use charcoal to make these marks?

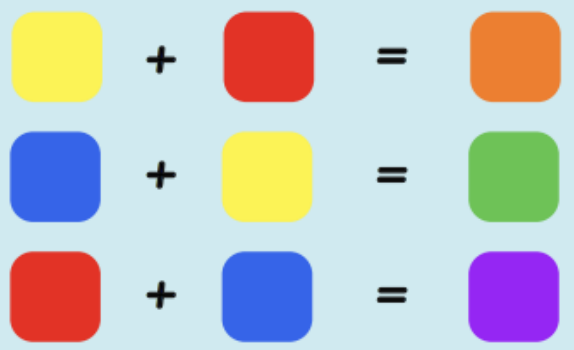



Simple lines and shapes can show different expressions

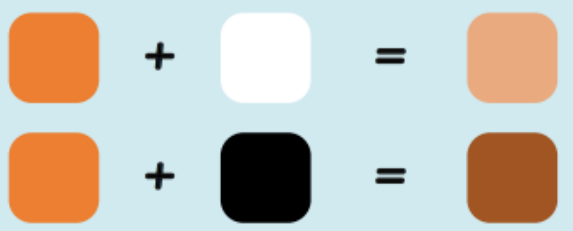
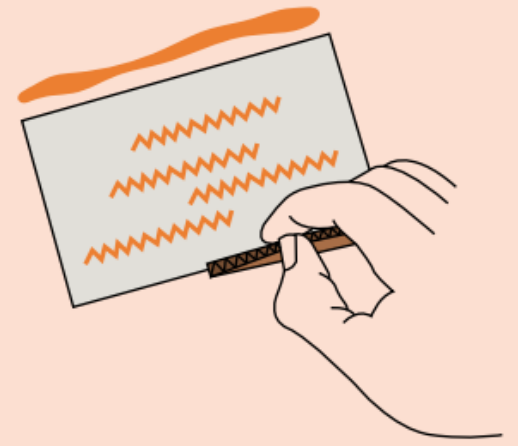
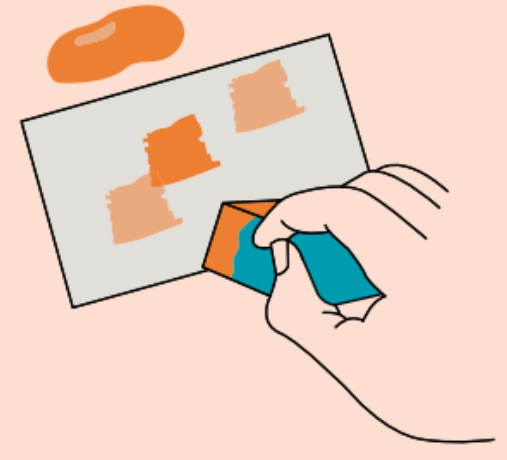



Year 2 - painting - knowledge and skills organiser

Mixing secondary colours



Painting tools can make textures



Collage



Arranging materials and sticking them to a surface.

Romare Bearden

1911-1988

- ▶ His work explored memories, everyday life and the idea that people should be treated equally.
- ▶ He used patterned paper in his collages.
- ▶ He layered other materials on top of the collage paper.

Overlap materials



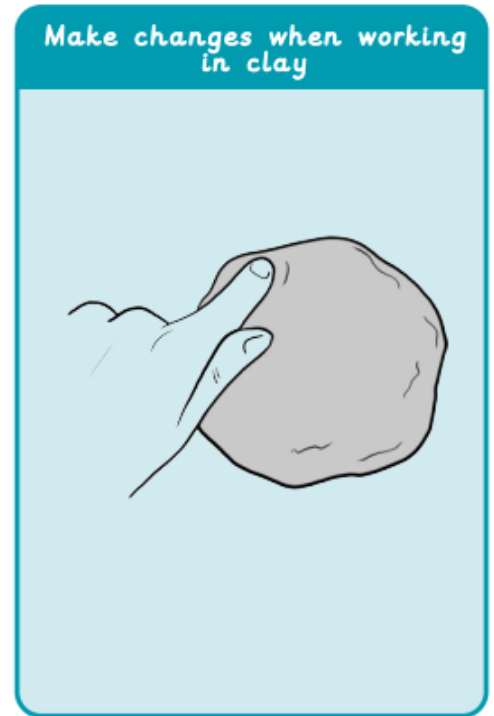
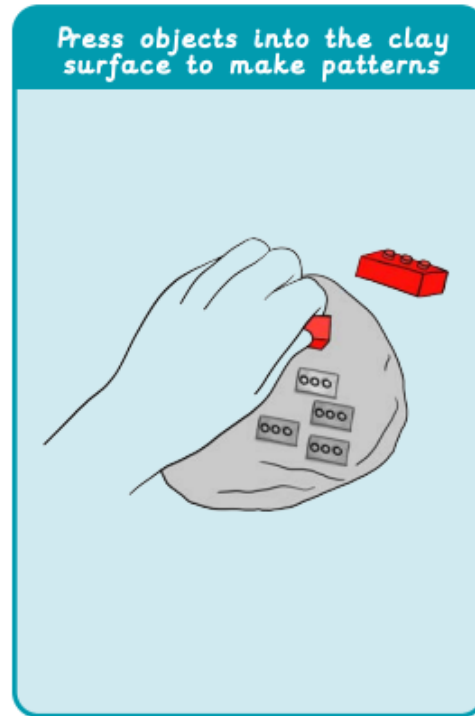
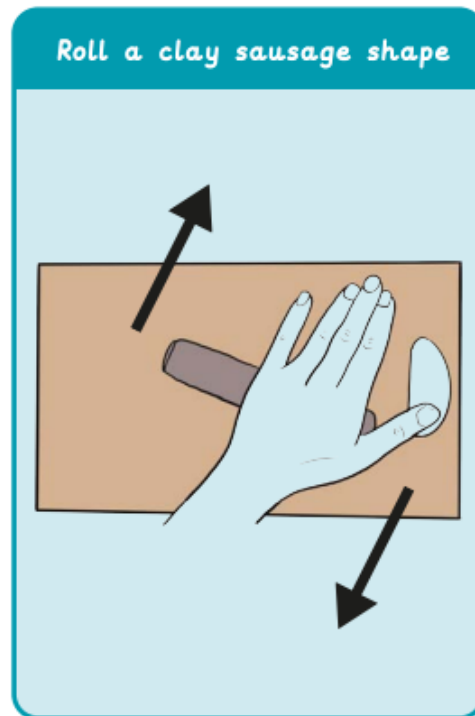
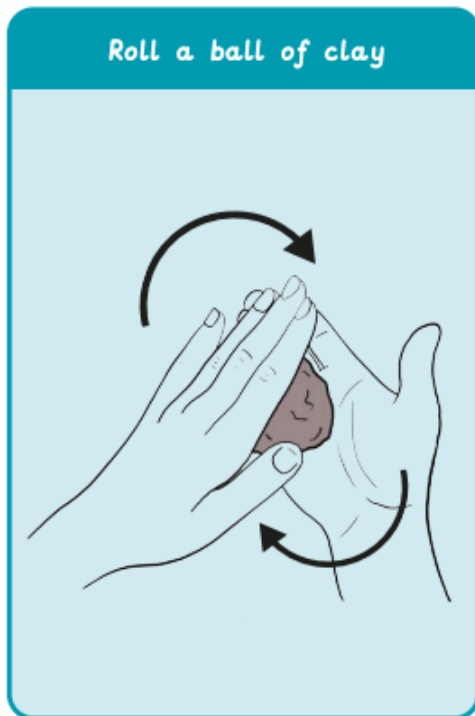
Year 2 -sculpture and 3D knowledge and skills organiser

Clay slip	A runny mixture of clay and water, a bit like clay 'glue'
Impress	Pushing objects into a clay surface to make interesting marks
Pinch pot/thumb pot	A simple pot formed by pushing your thumb into a ball of clay
Relief	Three dimensional parts of an artwork that are joined to a flat base
Score	Marking hatched lines into the clay surface
Sculpture	Art in three dimensions; walk all around it to look at it
Surface	The top layer of something

Artists

Ranti Bam

Rachel Whiteread

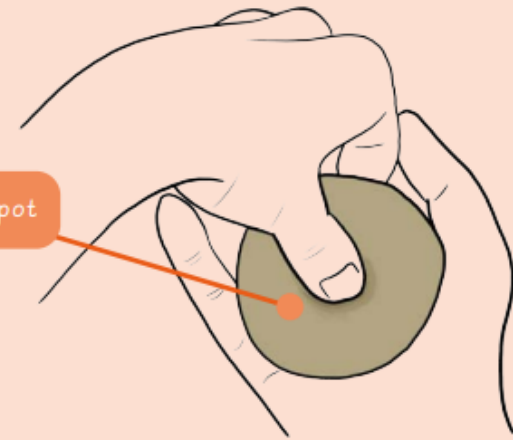


Mix clay slip



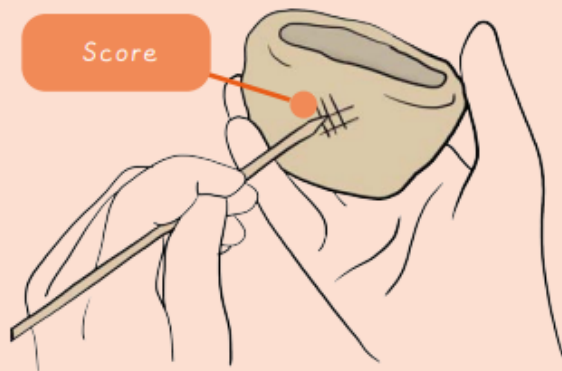
Mix water with clay using a brush to make a liquid

Push thumb in, smooth clay up and out

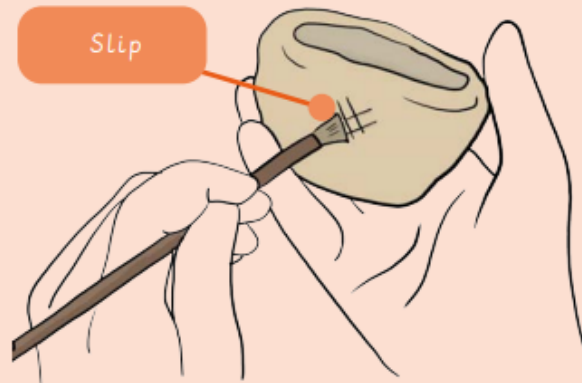


Pinch pot

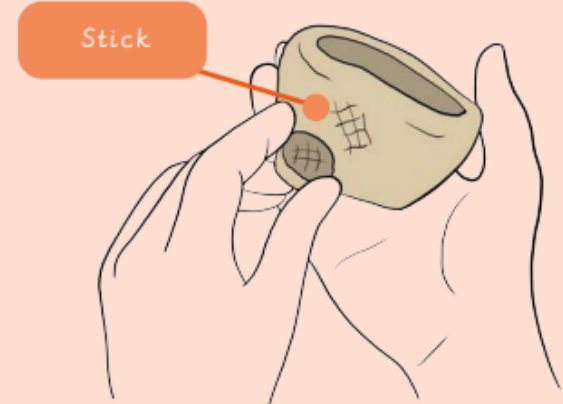
Join clay using the 'score and slip' method



Score



Slip



Stick

