

Home Learning Instructions

Hello everyone! This is Mr Bennett and I will be helping you over the next couple of weeks with your home learning. Please follow these instructions and if you are unsure about anything, ask your parents or ask me (on Class Dojo or Zoom).

Important Information

| | |
|---|--|
| <p>Zoom</p> <p>Every morning, I will be on Zoom between 9AM – 12PM. If you are stuck on anything, confused by any work or just need to ask a question then please join the meeting. To join the Zoom meeting you don't need a Zoom account. Just ask your parents to download Zoom, then click on 'Join a Meeting'. The Meeting ID and password is:</p> <p>Meeting ID: Password:</p> <p>Make sure you use a capital 'M' and capital 'B' in the password. If it asks to use Internet Audio, click 'Yes'. It should then say it is waiting for the host to let you in. If I don't let you in straight away, be patient! I may be helping someone else or away from the computer, but I will let you in as quickly as possible.</p> | <p>Resources</p> <p>Any resources you need for the day (links to videos, PowerPoint presentations, worksheets, etc.) can be accessed using the website below:</p> <p>www.tinyurl.com/rossmerehomelearning</p> <p>Simply type that website in and click on the folder with the date and any work will be in this folder.</p> |
|---|--|

Reading

Please spend around 20-30 minutes reading, either reading a book or using the Read Theory website.

| | |
|---|---|
| <p>Accelerated Reader</p> <p>If you have not finished your reading book, you can continue to read your book at home. Once you have finished reading your book you can take a quiz. The website is:</p> <p>www.tinyurl.com/rossmerereading</p> <p>Just use your normal username and password. If you're not sure, contact me on Zoom or Class Dojo.</p> <p>If you've finished your book you could read some more books you have at home.</p> | <p>Read Theory</p> <p>Read Theory is a new website you can use to practise your reading. To access Read Theory, go to:</p> <p>www.readtheory.org</p> <p>In the top right-hand corner, click on 'Log in' and use the log in details I will send you via Class Dojo.</p> <p>The first time you use this website, it will test you and ask you lots of questions about lots of different texts to find out your 'level'. Once you've completed the first test, it will give you a text with a few questions each.</p> |
|---|---|

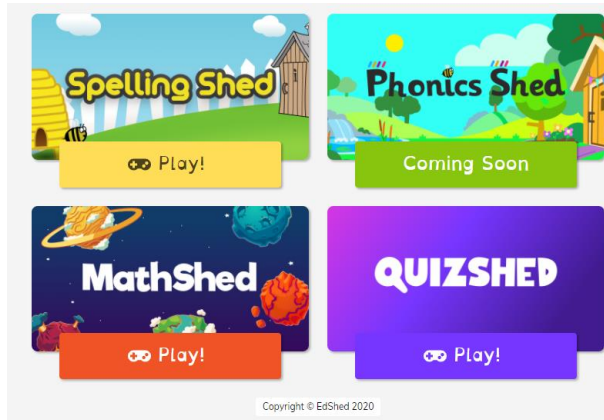
English

| | |
|---|---|
| <p>Spelling Shed Please spend around 10-20 minutes on Spelling Shed every day. To access spelling shed, visit:</p> <p>play.edshed.com</p> <p>Log in using your normal Spelling Shed username and password. If you can't remember them, contact me on Class Dojo or Zoom</p> | <p>Lesson I will put a PowerPoint slideshow that you can follow on our resources website:</p> <p>www.tinyurl.com/rossmerehomelearning</p> <p>Please follow the instructions in the PowerPoint and complete any writing in your purple Homework book. If you don't have your Homework book, please just use a piece of lined paper.</p> <p>Please write the date at the top of each page.</p> |
|---|---|

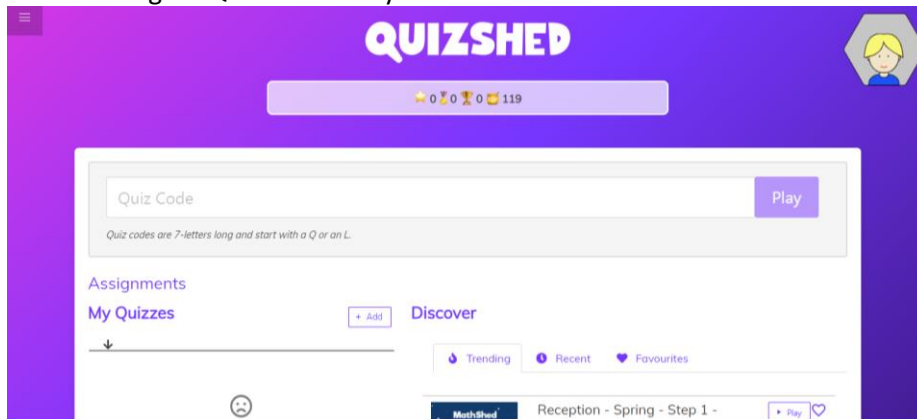
Maths

| | |
|--|--|
| <p>TT Rock Stars & Maths Shed Please spend around 10-20 minutes on TT Rock Stars or Maths Shed. To access both of these websites, visit:</p> <p>www.ttrockstars.com</p> <p>play.edshed.com</p> <p>Use your normal username and password for each website.</p> <p>If you can't remember your username and password contact me on Class Dojo or Zoom.</p> | <p>Lesson I will put a Word document for you to look through on our resources website:</p> <p>www.tinyurl.com/rossmerehomelearning</p> <p>On the Word document, there will be:</p> <ul style="list-style-type: none">• A Tough Ten (to complete in your Homework book; I will put the answers to the Tough Ten in a separate Word document)• A link to a video to watch. This video follows the same PowerPoint we usually go through in class.• Some questions to complete online using Quiz Shed (Please see below on how to use Quiz Shed) |
| <p>Quiz Shed To use Quiz Shed, you will need to do the following:</p> | |

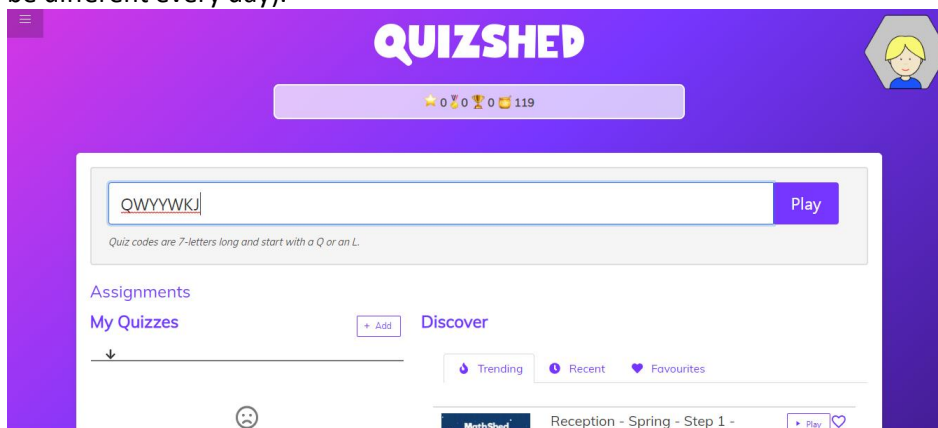
1. Go to play.edshed.com and log in if needed. Once logged in you should see the following screen. Click on Quiz Shed.



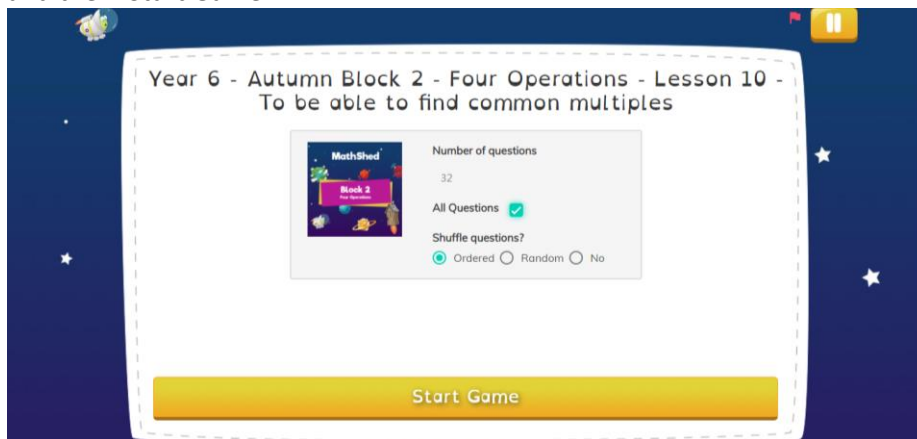
2. After clicking on Quiz Shed and you should see this screen:



3. Where it says 'Quiz Code' type in the code in the maths lesson Word document (this will be different every day).



4. Click play, and on the next screen, check the lesson is correct at the top, tick 'all questions' and then 'Start Game'.



5. Try to do all the questions! After every question, you will be told if you got the answer correct or not.

Afternoon Lessons

I will send a message on Class Dojo for activities to complete in the afternoon. Any resources for this lessons will be available on our resources website:

www.tinyurl.com/rossmerhomelearning

If you need any help with anything, please contact me on Class Dojo or Zoom.

Thanks,

Mr Bennett